

CORNING



Fibre Closures BPEO

Contents


Fibre Closures BPEO	2
Fibre Closures BPEO Size 0	4
Fibre Closures BPEO Size 1	6
Fibre Closures BPEO Size 1.5	8
Fibre Closures BPEO Size 2 and 3	10
Pre-Connectorised Solution – Evolv® Fibre Closures with Pushlok® Technology	12
Fibre Closure BPEO Selection Guide	13
BPEO K7 Splice Trays Selection Guide	15
External Cable Assembly Modules (ECAM)	17
Accessories	18
Configuration Table for Fibre Closures BPEO	19
Web-Links and Resources	27

Fibre Closures BPEO

Fibre Closures BPEO are closures designed to protect fibre and serve many applications. Available in a range of sizes, they can be deployed above grade (pole, façade) or below grade (manhole, handhole). These closures can be used for fibre-to-the-home (FTTH) deployments and any type of optical fibre cable deployment in the outside plant. Mechanical and tool free: Easy to re-enter and close; integrated sealing gasket keeps water out.

External cable preparation: Flexible range of cable sealing/strain-relief, offering the unique advantage of performing all cable preparation outside of the closure.


Flexible fibre management: Designed for 900 µm buffered fibre or 250 µm bare fibre, a full family of interchangeable trays helps enable single circuit management for loose tubes and micro cable. This type of fibre management offers a unique way to store and route fibre and is ideal for multiservice networks.



Flexible Fibre Management

The integrated fibre tray organiser inside each closure includes many features:

- Storage area for loose tube cable, microstructure cable, or for express cables (uncut)
- Hinged splice trays easily snap into place
- Large cable guide channels on each side of the integrated splice tray organiser help routing from any tray to any tray
- Identification for each tray is visible whether the closure is open or closed
- Multiple trays help organise and separate fibre



Wide Range of Fibre Splice Trays

The different models of splice trays available for the Fibre Closures BPEO can accommodate various styles of splices.


- Heat-shrink fusion splice protectors in single or double stacks
- Planar Light Circuit (PLC) splitters
- Wavelength division multiplexing (WDM) mux/demux

These trays have separate zones for both the splitter and for different splice types.



Easy opening and closing

The mechanical latch is quick and easy to open and close without the need for any specialised tool. The built-in seals of the BPEO in conjunction with the latch mechanism ensure that the closure remains watertight even after frequent use. The sealing gasket requires no replacement and no addition of sealant material, even after several open/close operations.



External Cable Assembly Modules (ECAMs)

The cable entry system is a 100% mechanical system that does not require the use of heat or electrical power. No special tools are required to complete either the single-cable or dual-cable assemblies. The ECAM system has been designed to enable cables to be prepared and sealed before the cable is installed in the closure. This feature avoids working on the cable inside the closure, close to fibres that are already in use, reducing the possibility of failures. It is also particularly useful when attaching the cables with strength members.



Mounting kits

Depending on the installation site and the size of the closure, different mounting kits are available.

- BPEO size 0 and BPEO size 1.5 have mounting holes directly placed on the closure body
- BPEO size 1 and 2 and 3 require fastening kits that attach directly to integral threaded inserts on the back of the closure.

The new fastening kits are only 5 mm thick to take up as little space as possible in manholes and cable junction cabinets. The same mounting kits are also suitable for mounting the sleeve to poles. In addition to the kit, a standard metal clamping ring is required for this purpose.



Fibre Closures BPEO Size 0

The Fibre Closure BPEO size 0 closure has been specifically designed for fibre-to-the-home (FTTH) customer connections. Its small size is ideal for use within all types of manholes, even the smallest ones. BPEO size 0 offers two configurations (up to 12 outputs for small, round drop cables and two branches or up to eight outputs for flat drop or round drop cables up to 9.5 mm). It can also be used for other distribution applications, for example, aerial mounted on a pole, façade networks, or in areas with critical environmental conditions.

Connections to individual customers can be achieved on an as-required basis, without specific tools, thanks to the BPEO range of ECAM mechanical cable entries. The ECAMs have the benefit of improved operational conditions based on external preparation of the cable seal away from the closure assembly.

All of our BPEO closures have an integrated valve for flash testing in the field.

Specifications

General sealing: IP68, 2 meter waterhead, 7 days
 Impact test: 20 Joules, IK09 (ambient)

Dimensions overall mm (in)	
Length	240 (9.5)
Width	230 (9.1)
Depth	90 (3.5)

Entry configurations		
Mid-span entry (uncut)		Yes
Storage	Microstructure	Yes
	Loose tube 3 mm	Limited, dependent on cable used

Capacity See pages 19–20 for additional configurations		
Maximum number of slots for splice trays	Fusion splices in 5 mm slot, (standard density for G.652D fibre)	Fusion splice 5 mm tray, (1 slot, high density for G.657 fibre)
4	48	96



Cable Entry Configurations BPEO Size 0






The Fibre Closure BPEO size 0 is equipped with different sized cable entry ports to accommodate different cables sizes. The description of the cable entry kit indicates the diameter of the cables that can be accommodated within each external cable assembly module (ECAM) and within the closure port in the base.

Single-entry ECAMs are prefixed with the letter “S”, followed by an indication for the maximum diameter of cable. For example, ECAM S7 is the entry for one cable, diameter 3–7 mm.

Uncut cable entry ECAMs are prefixed with the letter “D”, followed by an indication for the maximum diameter of cable. For example, ECAM D18 is the double entry for uncut cable, diameter 6–18 mm.

The dual-entry port can be converted to two single ECAM kits (next smaller size), if no uncut cable enters the closure (end-of-span). One or two single ECAMs can be used in place of the double ECAM as needed.



	Air Valve
	Single port for ECAM S6/S7 (3–7 mm cable Ø)
	Single port for ECAM S9.5 (3.5–9.5 mm cable Ø)
	Single port for ECAM S12 (4–12 mm cable-Ø)
	Dual port for ECAM D18 (6–18 mm cable Ø)

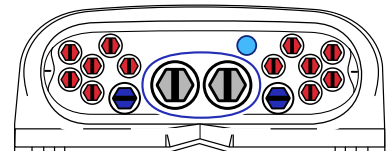
Fibre Distribution Point (FDP) for up to 12 drop cables and two branch cables

Two possible configurations

- One dual port for double ECAM D18, two single ports S9.5, and 12 single ports for ECAM S6/S7

or

- One dual port for two single ECAM S12, two single ports S9.5, and 12 single ports for ECAM S6/S7
- catalogue number: [FQ100082228](#)



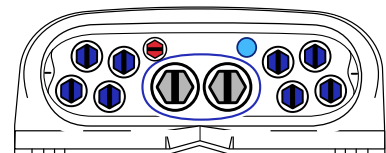
Fibre Distribution Point (FDP) for up to 8 drop cables and one branch cable

Two possible configurations


- One dual port for double ECAM D18, eight single ports S9.5, and one single port for ECAM S6/S7

or

- One dual port for two single ECAM S12, eight single ports S9.5, and one single port for ECAM S6/S7
- catalogue number: [UU009372267](#)



Fibre Closures BPEO Size 1



The Fibre Closure BPEO size 1 organiser can be equipped with up to 12 splice trays, if the closure is used with standard micro cables in mid-span applications. Alternatively, if loose tube cables are used in a mid-span application, then the splice tray capacity is seven.

The maximum capacity of the organiser is 144 fusion splices, located within 12 trays, or 288 fusion when using low-bend-radius fibre.

Standard BPEO fibre closure is supplied with:

- Locking mechanism and a cover with a valve
- Blind plugs for all single and double cable entries
- Fibre management organiser, assembled, without splice cassettes
- Accessories for patching a micro-structure or loose tubes and the 250 µm glass fibres, which can be placed underneath the organiser
- Fibre bridge for transferring single or unused fibres to another into another cassette of the organiser

Additionally to be ordered, separately:

- Splice cassettes, suitable for the splicing method and splice protector type used
- ECAM cable entries according to the number and diameter of cables to be installed
- Wall- or pole-mounting brackets

Specifications

General sealing: IP68, 5 meters waterhead, 7 days
Impact test: 20 Joules, IK10 (ambient)

Dimensions overall mm (in)			
Closure body	With wall-mount bracket	With pole-mount bracket	With pole-/wall-mount bracket
Length	382 (15.0)	382 (15.0)	382 (15.0)
Width	204 (8.0)	310 (12.2)	230 (9.1)
Depth	92 (3.6)	97 (3.8)	122 (4.8)


Entry configurations				
	EOC	CDP	EDP	FDP
Mid-Span Entry (uncut)	No	✓	✓	✓
Storage of: Loose tube 3 mm/ microstructure cable	✓ ✓	✓ ✓	✓ ✓	✓ ✓

Capacity				
Capacity depends directly on the volume of stored/unused fibres/tubes. See pages 19–20 for additional configurations.				
Closure size	Maximum number of slots for splice trays	Fusion splices in 10 mm tray (2 slots high density, 45 mm sleeves) G.652D fibre	Fusion splice in 5 mm tray, (1 slot, standard density for G.652D fibre)	Fusion splices in 5 mm tray (1 slot, high density for G.657 fibre)
Microstructure	12	144	144	168
Loose tubes 3 mm	7	72	84	168

Cable Entry Configuration BPEO Size 1

The BPEO size 1 is available in different models, depending on the application in which they are to be used. These different models feature various combinations of the type and size of cable entries to suit network requirements. The cable entry kits are available in various sizes to suit a range of cable diameters and whether they are to be used for single cables or for uncut (express) cable.

For example, the External Cable Assembly Module (ECAM) S18 covers cable diameters between 5 and 18 mm and the ECAM D18 is a double-entry sealing kit for uncut (express) cables between 6 and 18 mm diameter. The dual-entry port can be converted to two single ECAM kits (next smaller size), if no uncut cable enters the closure (end-of-span application). One or two single ECAMs can be used instead of the double ECAM as needed. In addition, a single cable entry can be used inside the double port to terminate the end-of-span closure.



End of Cable (EOC)
 Straight joint, four single entries, ECAM S18
 • catalogue number: [FQ100068185](#)

Cable Distribution Point (CDP)
 Two possible configurations
 • One dual port for double ECAM D18 and two single ports for ECAM S18 or
 • One dual port for two single ECAM S12 and two single ports for ECAM S18
 • catalogue number: [N502066A](#)

End Distribution Point (EDP)
 Two possible configurations
 • One dual port for ECAM D18 and four single ports for ECAM S12 or
 • One dual port for two single ECAM S12 and four single ports for ECAM S12
 • catalogue number: [N502031A](#)

Fibre Distribution Point for Branch Cables (FDP BRANCH)
 Two possible configurations
 • One dual port for ECAM D18 and 10 single ports for ECAM S9.5 or
 • One dual port for two single ECAM S12 and 10 single ports for ECAM S9.5
 • catalogue number: [UU001507605](#)


Fibre Distribution Point for Drop Cables (FDP DROP)
 Two possible configurations
 • One dual port for ECAM D18 and 16 single ports for ECAM S6/S7 or
 • One dual port for two single ECAM S12 and 16 ports for single ECAM S6/S7
 • catalogue number: [FQ100080834](#)

Fibre Closures BPEO Size 1.5

The Fibre Closure BPEO size 1.5 is equipped with a tray organiser that enables management of loose tube mid-span feeder cables while still offering the capacity for 144 fusion splices or 288 fusion splices with low-bend-radius fibre.

Several versions of the BPEO size 1.5 are available, offering either 25 ports for cables less than 7 mm in diameter or 13 ports for cables less than 9.5 mm in diameter. Each configuration has ports for two branch cables.

This closure offers the same footprint as the BPEO size 1 and uses the same mounting accessories.



BPEO Fibre Closure Size 1.5

Specifications

General sealing: IP68, 5 meters waterhead, 7 days
Impact test: 20 Joules, IK10 (ambient)

Dimensions overall mm (in)	
Closure Body	With wall-mount bracket
Length	382 (15.0)
Width	204 (8.1)
Depth	120 (4.7)

Entry configurations		
	FDP Drop	FDP Branch
Mid-span entry (uncut)	✓	✓
Storage of: loose tube 3 mm / microstructure cable	✓	✓

Capacity Capacity depends on the volume of stored/unused fibres/tubes. See pages 19–20 for additional configurations.				
Closure size	Maximum number of slots for splice trays	Fusion splices in 10 mm tray (2 slots high density, 45 mm sleeves) G.652D fibre	Fusion splice in 5 mm tray (1 slot, standard density for G.652D fibre)	Fusion splices in 5 mm tray (1 slot, high density for G.657 fibre)
Microstructure	12	144	144	288
Loose tubes	12	144	144	288






Cable Entry Configurations Size 1.5

The Fibre Closure BPEO size 1.5 is equipped with different size cable entry ports, depending on the size of cables. The description of the cable entry kits indicates the diameter of the cables that can be accommodated within each external cable assembly module (ECAM) and within the closure base.

Single-entry ECAMs are prefixed with the letter “S”, followed by an indication for the maximum diameter of cable. For example, ECAM S6/S7 – entry for one cable, diameter 3–7 mm.

Uncut cable entry ECAMs are prefixed with the letter “D”, followed by an indication for the maximum diameter of cable. For example, ECAM D18 – double entry for uncut cable, diameter 6–18 mm.

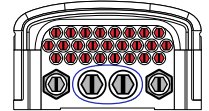
The dual-entry port can be converted to two single ECAM kits (next smaller size), if no uncut cable enters the closure (end-of-span application). One or two single ECAMs can be used in place of the double ECAM as needed.

	Single port for ECAM S6/S7 (3–7 mm cable-Ø)
	Single port for ECAM S9.5 (3.5–9.5 mm cable-Ø)
	Single port for ECAM S12 (4–12 mm cable-Ø)
	Single port for ECAM S18 (5–18 mm cable-Ø)
	Dual port for ECAM D18 (6–18 mm cable-Ø)

Fibre Distribution Point (FDP) Drop for 25 drop cables and two branch cables

Two possible configurations:

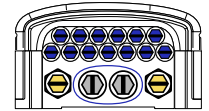
- one dual port for double ECAM D18 and two single ports for ECAM S12 and 25 single ports for ECAM S6/S7
- one dual port for two single ECAM S12 and two single ports for ECAM S12 and 25 single ports for ECAM S6/S7
- catalogue number: [UU007740473](#)



Fibre Distribution Point (FDP) Branch for 13 drop cables and two branch cables

Two possible configurations:

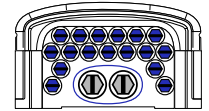
- one dual port for double ECAM D18 and two single ports for ECAM S18 and 13 single ports for ECAM S9.5
- one dual port for two single ECAM S12 and two single ports for ECAM S18 and 13 single ports for ECAM S9.5
- catalogue number: [UU004973481](#)



Fibre Distribution Point (FDP) Branch for 17 drop cables and one un-cut cable

Two possible configurations:

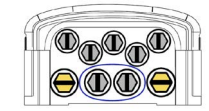
- one dual port for double ECAM D18 and two single ports for ECAM S18 and 17 single ports for ECAM S9.5
- one dual port for two single ECAM S9.5 and 17 single ports for ECAM S9.5



End distribution point (EDP)

Two possible configurations:

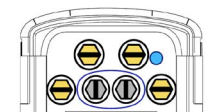
- one dual port for double ECAM D18 and two single ports for ECAM S18 and five single ports for ECAM S12
- one dual port for two single ECAM S12 and two single ports for ECAM S18 and five single ports for ECAM S12
- catalogue number: [BPEO S1.5-EDP](#)



Cable distribution point (CDP)

Two possible configurations:

- one dual port for double ECAM D18 and four single ports for ECAM S18
- one dual port for two single ECAM S12 and four single ports for ECAM S18
- catalogue number: [BPEO S1.5-CDP](#)



Fibre Closures BPEO Sizes 2 and 3

Fibre Closures BPEO size 2 and size 3 are high-capacity closures designed for use within the trunk and feeder segments of a fibre network. The organiser in a BPEO size 2 closure can accommodate up to 30 splice trays (5 mm). It has a typical capacity of 360 fusion splices when using the standard-density 5 mm tray. This amount can double when using G.657 fibre and the high-density 5 mm tray.

The BPEO size 3 organiser contains 48 slot positions for splice trays (5 mm). It has a typical capacity of 576 fusion splices when using the standard density 5 mm tray. This amount can double when using G.657 fibre and the high density 5 mm tray. Both closures are watertight and can be pressurized for applications in all environments and mounting locations – buried, within a manhole, on the wall, or on a pole



Specifications

General

sealing: IP68, 5 meters waterhead, 7 days
 Impact test: 20 Joules, IK10 (ambient)

Entry configurations			
	CDP	EDP	FDP
Mid-span entry (uncut)	✓	✓	✓
Storage of: Loose tube 3 mm/ microstructure cable	✓ ✓	✓ ✓	✓ ✓

Dimensions overall mm (in)					
Size	Length	Width	Depth closure support	Depth with wall support	Depth with pole/ wall support
2	520 (20.5)	341 (13.4)	149 (5.9)	154 (6.0)	178 (7.0)
3	661 (26.0)	341 (13.4)	149 (5.9)	154 (6.0)	178 (7.0)

Capacity					
Capacity depends directly on the volume of stored/unused fibres/tubes. See pages 19–20 for additional configurations.					
Closure size	Maximum number of slots for splice trays	Fusion splices in 10 mm tray (2 slots high density, 45 mm sleeves) G.652D fibre	Fusion splice in 5 mm tray (1 slot, standard density for G.652D fibre)	Fusion splices in 5 mm tray (1 slot, high density for G.657 fibre)	Corning® Fibriok® splice 2540G (6 ea in 5 mm tray / 12 ea in 10 mm tray)
BPEO size 2	30	360	360	720	180
BPEO size 3	48	576	576	1152	288

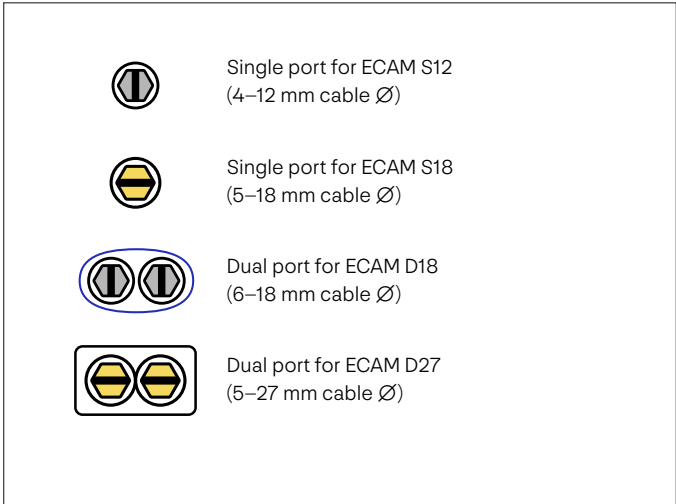
Cable Entry Configurations

BPEO Closures sizes 2 and 3 are equipped with identical cable entry port configurations that are the same height but support different lengths and splice capacities.

Depending on the application and the cable diameters, three different entry port configurations are available with a combination of the following External Cable Assembly Module (ECAM) kits:

- ECAM S12 for cable diameters between 4 and 12 mm
- ECAM S18 for cable diameters between 5 and 18 mm
- ECAM D27 for cable diameters between 5 and 27 mm
- ECAM D18 for cable diameters between 6 and 18 mm

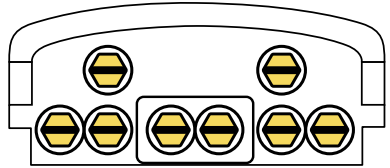
The dual-entry port can be converted to two single ECAM kits (next smaller size) if no uncut cable enters the closure (end-of-span application). One or two single ECAMs can be used in place of the double ECAM if needed.



Cable Distribution Point (CDP)

Local convergence point for branch cables; Two possible configurations:

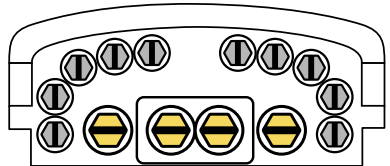
- one dual port for double ECAM D27 and six single ports for ECAM S18;
- one dual port for two single ECAM S18 and six single ports for ECAM S18
- catalogue number: Size 2 [B2-CDP-0000-000-000-0000](#)
Size 3 [FQ100068250](#)



End Distribution Point (EDP)

Local convergence point for branch cables; Two possible configurations:

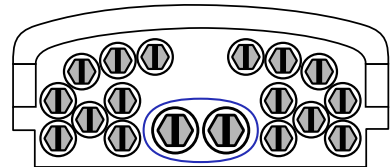
- one dual port for double ECAM D27 and two single ports for ECAM S18 and 10 single ports for ECAM S12;
- one dual port for two single ECAM S18 and two single ports for ECAM S18 and 10 single ports for ECAM S12
- catalogue number: Size 2 [B2-EDP-0000-000-000-0000](#)
Size 3 [FQ100068268](#)



Branch Distribution Point (BDP) D18





Fibre Distribution Hub for Branch cables; Two possible configurations:

- one dual port for double ECAM D18 and 16 single ports for ECAM S12
- one dual port for two single ECAM S12 and 16 single ports for ECAM S12
- catalogue number: Size 2 [B2-BDP-0000-000-000-0000](#)
Size 3 [N501998A](#)



Pre-Connectorised Solution – Evolv[®] Fibre Closures with Pushlok[®] Technology

The Evolv[®] Fibre Closures BPEO with Pushlok[®] technology sizes 0, 1 and 1.5 are equipped with pre-installed adapters, that convert the existing ECAM S9.5 ports into Pushlok compatible ports. The IP68-rated housings are suitable for both above and below ground use, designed for external drop plug-and-play connections.

	Description	Delivery Unit	Catalogue Number	SAP Number
	Evolv BPEO Closure with Pushlok Technology, 4 ports, Size 0 with 2 splice trays, 4 SC/APC adapters	1	B0-04P-D00-02A-PG04	1145115
	Evolv BPEO Closure with Pushlok Technology, 8 ports, Size 0 with 2 splice trays, 8 SC/APC adapters	1	B0-08P-D00-02A-PG08	1145116
	Evolv BPEO Closure with Pushlok Technology, 8 ports, Size 1 with 2 splice trays, 8 SC/APC adapters	1	B1-08P-D00-02A-PG08	1145145
	Evolv BPEO Closure with Pushlok Technology, 12 ports, Size 1.5 with 3 splice trays, 8 SC/APC adapters	1	BH-12P-D00-03A-PG12	1145117
	Evolv ECAM Converter for Pushlok Connector on ROC™ drop cable	1	KT-PL-ECAM-CONV	1164192










Pushlok[®] Connector

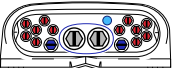
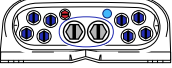
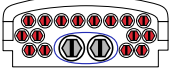
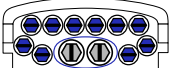

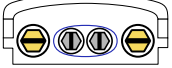
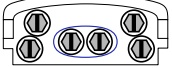
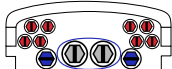
Fibre Closures BPEO Selection Guide


All Fibre Closures BPEOs are delivered with:

- Closure body, cover with air valve (for flash test)
- Port plugs on all cable entry ports
- Installed fibre organiser complete with storage area for microstructure or loose tube (3 mm) cables

Splice trays, mounting brackets, and external cable assembly modules are available separately.

	Air Valve
	Single Port for ECAM S6/S7 (3.8–6.2 mm/3–7 mm Cable-Ø)
	Single Port for ECAM S9.5 (3.5–9.5 mm Cable-Ø)
	Single Port for ECAM S12 (4–12 mm Cable-Ø)
	Single Port for ECAM S18 (5–18 mm Cable-Ø)
	Dual Port for ECAM D18 (6–18 mm Cable-Ø)
	Dual Port for ECAM D27 (5–27 mm Cable-Ø)

Port Configuration	Description	Delivery Unit	Catalogue Number	SAP Number
	BPEO-S0-FDP-DROP Fibre distribution point for up to 12 drop cables and two branch cables with pressure valve Organiser holds up to four splice trays	10	FQ100082228	981464
	BPEO-S0-FDP-BRANCH Fibre distribution point for up to eight drop cables (flat or round) and one branch cable and pressure valve Organiser holds up to six splice trays	8	UU009372267	982523
	BPEO-S1-FDP-DROP Fibre distribution point for up to 16 drop cables Organiser holds up to 12 splice trays	1	FQ100080834	980610
	BPEO-S1-FDP-DROP-7PAS Fibre distribution point for up to 16 drop cables. Closure equipped with 7 slots ramp organiser.	1	N502029A	1101130
	BPEO-S1-FDP-BRANCH Fibre distribution point for up to 10 drop cables Organiser holds up to 12 splice trays	1	UU001507605	982017
	BPEO-S1-FDP-BRANCH-7PAS Fibre distribution point for up to 10 drop cables. Closure equipped with 7 slots ramp organiser.	1	N502030A	1101128
	BPEO-S1-EOC End-of-cable closure for up to four cables Organiser holds up to 12 splice trays	1	FQ100068185	980579
	BPEO-S1-CDP Cable distribution point for one express and two branch cables Organiser holds up to 12 splice trays	1	N502066A	1144188
	BPEO-S1-CDP-7PAS Cable distribution point for one express and two branch cables. This closure is equipped with a 7 slots ramp organiser.	1	N502032A	1101129
	BPEO-S1-EDP End distribution point for one express and four branch cables Organiser holds up to 12 splice trays	1	N502065A	1087443
	BPEO-S1-EDP-7PAS End distribution point for one express and four branch cables. Equipped with a 7 slots ramp organiser.	1	N502031A	1091031
	BPEO-S1-EDP-DROP 7 pas End distribution point equipped with a 7 slots ramp organiser and with 1 pressure valve	1	N502061A	1118896
	BPEO-S1-EDP-DROP 12 pas (1 D18) End distribution point equipped with a 12 slots ramp organiser and 1 pressure valve	1	N502060A	1144187




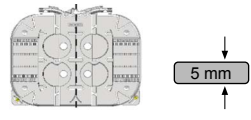

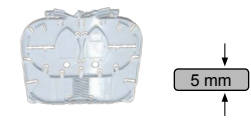

Port Configuration	Description	Delivery Unit	Catalogue Number	SAP Number
	BPEO-S1.5-FDP-BRANCH Local convergence point for up to 13 drop cables and two branch cables Organiser holds up to 12 splice trays	1	UU004973481	982226
	BPEO-S1.5-FDP-DROP Local convergence point for up to 25 drop cables and two branch cables Organiser holds up to 12 splice trays	1	UU007740473	982523
	BPEO-S1.5-FDP-BRANCH NG Fibre Distribution Point (FDP) Branch for 17 drop cables and one uncut cable	on demand	on demand	on demand
	BPEO-S1.5-EDP End distribution point for one express cable and 7 branch cables. Holds up to 12 splice trays	1	BPEO S1.5-EDP	1294919
	BPEO-S1.5-CDP Cable distribution point for one express cable and 4 branch cables. Holds up to 12 splice trays	1	BPEO S1.5-CDP	1294920
	BPEO-S2-CDP Local convergence point for one express cable and six branch cables Organiser holds up to 30 splice trays	1	B2-CDP-0000-000-000-0000	1217324
	BPEO S2 CDP 720FO Cable distribution point for one express and six branch cables. Equipped with a 30 cassettes 5 mm deep using 1 organiser slot, designed with 2 fibre management areas, each one with 1 coiling area and with 1 splice holder for up to 2x12 fusion sleeves.	1	B2-CDP-0000-000-30S-0000	1193855
	BPEO-S3-CDP Local convergence point for one express cable and six branch cables Organiser holds up to 48 splice trays	1	FQ100068250	981810
	BPEO-S2-EDP End distribution point for up to one express cable and 12 branch cables Organiser holds up to 30 splice trays	1	B2-EDP-0000-000-000-0000	1217325
	BPEO S2 EDP 720FO End distribution point for up to one express cable and 12 branch cables. Equipped with a 30 cassettes 5 mm deep using 1 organiser slot, designed with 2 fibre management areas.	1	B2-EDP-0000-000-30S-0000	1192828
	BPEO-S3-EDP End distribution point for up to one express cable and 12 branch cables Organiser holds up to 48 splice trays	1	FQ100068268	980585
	BPEO-S2-BDP End distribution point for up to one express cable and 16 branch cables Organiser holds up to 30 splice trays	1	B2-BDP-0000-000-000-0000	1217326
	BPEO-S3-BDP Branch distribution point for up to one express cable and 16 branch cables Organiser holds up to 48 splice trays	1	N501998A	1047302


BPEO K7 Splice Trays Selection Guide



The type of splice technology used (fusion or mechanical) and whether planar light circuit (PLC) splitters are required will help determine which BPEO splice tray should be selected.

- Compact trays are 5 mm in height and occupy one slot in the fibre organiser.
- Standard trays are 10 mm in height and occupy two slots.
- All BPEO splice trays accept heat-shrink fusion splice protectors of 2.4 x 45 mm or 2.4 x 60 mm (after shrinkage).

For example, Fibre Closure BPEO size 1 is equipped with a 12-slot fibre organiser. If using a 5 mm tray for 12 fusion splices, the total capacity of the closure will be 144 splices.






Splice Tray	Description	Delivery Unit	Catalogue Number	SAP Number
	Bi-Zone Compact Trays – 5 mm (For G.657 fibre)			
	BPEO-BZ-6+6 Can hold 12 fusion splices in two different zones (1×6 and 1×6)	10	FQ100083754	981502
	BPEO-BZ-12+12 Can hold 2×12 fusion splices in two different zones (1×12 and 1×12)	20	N541264A	1184271
	Uni-Zone Compact Trays – 5 mm (For G.652D fibre)			
	BPEO-HD-16+PLC Can hold 16 fusion splices in two different zones (1×8 and 1×8) and two planar light circuit (PLC) splitters (4×4×40 mm or 4×4×50 mm)	20	UU009055102	982409
	BPEO-UZ-12 Can hold 12 fusion splices (1×12)	20	FQ100068284	980586
	BPEO-UZ-9+1PLC 4×4 mm Can hold one PLC splitter (4×4×40 mm or 4×4×50 mm) and nine fusion splices (1×9)	20	FQ100074266	980592
	BPEO-UZ-4+2PLC 4×4 mm Can hold two PLC Splitters (4×4×40 mm or 4×4×50 mm) and six fusion splices (2×3)	20	FQ100079471	981368
	BPEO-UZ-8+1SHC 7×4 mm Can hold one planar light circuit (PLC) splitter SHC type (4×7×60 mm) and eight fusion splices (1×8)	20	UU009065564	982471
	BPEO-UZ-4+2PLC 7×4 mm Splice Tray 1 SLOT-UNI ZONE-4+2PLC 7×4 mm designed with 1 fibre coiling area and with 4 splice holders for up to 4 fusion sleeves (2.4 mm outside diameter 60 or 45 mm length) and 2 splitter locations dimension 7×4×55 mm	20	N541248A	1040747
	BPEO-SPL-BARE 1×4 Splice Tray 1 SLOT-SPLITTER-1×4 BARE FIBRE designed with 1 fibre coiling area and with 1 splice holder for up to 9 fusion sleeves (2.4 mm outside diameter 60 or 45 mm length) and 1 splitter 1×4 bare fibre with 2 meters input/ outputs bare fibres preloaded	5	N541251A	1061803
	BPEO-SPL-BARE 1×8 Splice Tray 1 SLOT-SPLITTER-1×8 BARE FIBRE designed with 1 fibre coiling area and with 1 splice holder for up to 9 fusion sleeves (2.4 mm outside diameter 60 or 45 mm length) and 1 splitter 1×8 bare fibre with 2 meters input/ outputs bare fibres preloaded	12	UU008152702	982306
	Uni-Zone Compact Trays – 5 mm (For G.652D fibre)			
	BPEO-UZ-12 ANT+ 1PLC 7×4 mm To use 1 slot of the BPEO organiser. It is designed with 1 fibre coiling area and with 12 splice holders for up to 12 ANT sleeves (1.2×3.2×30 mm) and 1 splitter location	20	N541274A	1232024
	BPEO-UZ-4 ANT+1PLC 7×4 mm To use 1 slot of the BPEO organiser and hold up to 4 ANT sleeves (1.2×3.2×30 mm) and 1 Splitter	20	UU001562774	982016














Tray	Description	Delivery Unit	Catalogue Number	SAP Number
	Uni-Zone Compact Trays – 5 mm (For G.652D fibre)			
	BPEO-UZ-12 ANT+1PLC 4×4 mm 1 slot, it is designed with 1 fibre coiling area and with 12 splice holders for up to 12 ANT sleeves (1.2×3.2×30 mm) and 1 splitter location dimension 4×4×40 mm	10	FQ100069274	981276
	Standard Trays – 10 mm (For G.652D fibre)			
	BPEO-SD-12+PLC Can hold 12 fusion splices (2×6) and one PLC Splitter (4×4×40 mm or 4×4×50 mm or 4×7×50 mm)	10	FQ100068292	980587
	BPEO-SD-24+PLC 7×4 mm Can hold 24 fusion splices (3×8) and one planar light circuit (PLC) splitter (4×4×40 mm or 4×4×50 mm or 4×7×50 mm)	10	N541272A	1211788
	BPEO-BZ-6 RIBBON Tray 2 SLOTS-UNI ZONE-6 RIBBON 12 Designed with 1 fibre coiling area and with 6 splice holders for up to 6 RIBBON sleeves (4.5×4×45 mm)	10	FQ100080552	981398
	Splice Tray 2 SLOTS-UNI ZONE-24+24 designed with 1 fibre coiling area, and 2 splice holders for up to 2×24 fusion sleeves	10	N541271A	1207166
	BPEO-SPL-BARE 1×16 Splice Tray 2 SLOTS-SPLITTER-1×16 BARE FIBRE 1 fibre coiling area and 1 splice holder for up to 24 fusion sleeves (2.4 mm outside diameter 45 mm length) and 1 splitter 1×16 bare fibre with 2 meters input / outputs bare fibres preloaded.	10	FQ100081923	981453
	Splice Tray 2 SLOTS-2 SPLITTER-1×16 BARE FIBRE with 2 Splitters 1×16 BARE FIBRE	10	N541282A	1243285
	Splice Tray 2 SLOTS-SPLITTER-1×32 BARE FIBRE with 1 Splitter 1×32 BARE FIBRE	10	N541276A	1232641
Splice Tray 2 SLOTS-SPLITTER-2×32 BARE FIBRE with 1 Splitter 2×32 BARE FIBRE	10	N541273A	1222906	

ECAM External Cable Assembly Modules

External cable assembly modules (ECAMs) are mechanical cable entry sealing kits for single ports or double ports (for uncut cable). The kits are supplied complete with assembly tool. Holders and anchors are supplied with the closure.






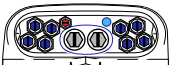







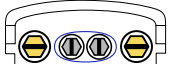







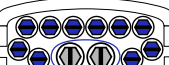







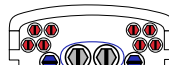




Type	Description	Delivery Unit	Catalogue Number	SAP Number	For Use with these Fibre Closures
External Cable Assembly Modules (ECAMs) for Single-Cable Entries					
	<p>ECAM S6 ROUND Single-Entry Cable Sealing for cables from 3.8 to 6.2 mm diameter and for opening ECAM S7 Ports</p>	70 (10 units in bag)	N721240A	1047303	BPEO-S0 BPEO-S1 BPEO-S1.5
 ROUND ROC FRP	<p>ECAM S7 ROUND Single-Entry Cable Sealing for cables from 3 to 7 mm diameter</p>	60	UU003030390	982063	BPEO-S0-FDP-DROP BPEO-S1-FDP-DROP BPEO-S1.5-FDP-DROP
	<p>ECAM S7 ROUND 2/4 mm Single-Entry Cable Sealing for MiniXtend® and micro cables OD 2.5 mm</p>	60	N721295A	1247772	
	<p>ECAM S7 ROC Single-Cable Entry to seal and anchor the ROC™ Drop cable which is a dielectric cable with FastAccess™ technology, 5.4 mm × 3.0 mm</p>	60	N721275A	1129434	
	<p>ECAM S7 FRP designed to seal and anchor rectangular shape cables with dimensions of 2 × 3 mm and of 1.6 × 2 mm</p>	60	FQ100081659	981445	
 ROUND SST ROC FRP	<p>ECAM S9.5 ROUND Single-Entry Cable Sealing for cables from 3.5 to 9.5 mm diameter</p>	60	UU003028675	982062	BPEO-S0-FDP-BRANCH BPEO-S1-FDP-BRANCH BPEO-S1.5-FDP-BRANCH
	<p>ECAM S9.5 ROUND + CSM designed to seal and anchor round shape cables with outside diameter from 3.5 to 9.5 mm and with a central strength member</p>	40	N721262A	1091620	
	<p>ECAM S9.5 SST designed to seal and anchor this flat shape cables with dimensions of 8.1 mm × 4.5 mm</p>	60	N721276A	1144765	
	<p>ECAM S9.5 ROC Designed to seal and anchor the ROC Drop cable which is a dielectric cables with FastAccess technology. Its dimensions are 5.4 mm × 3.0 mm</p>	60	N721273A	1118899	
	<p>ECAM S9.5 FRP</p>	60	UU008177733	982323	
 ROUND SST	<p>ECAM S12 ROUND Single-Entry Cable Sealing for cables from 4 to 12 mm diameter</p>	10	FQ100083556	980613	BPEO-S1-FDP-DROP BPEO-S1-EDP BPEO-S1-CDP
	<p>ECAM S12 ROUND CSM designed to seal and anchor round shape cables with outside diameter from 4 to 12 mm with a central strength member</p>	10	ECAM-S-12-RND-CSM-CL	1091617	BPEO-S1.5-FDP-DROP BPEO-S1.5-FDP-BRANCH BPEO-S2/S3-EDP BPEO-S2/S3-BDP
	<p>ECAM S12 SST designed to seal and anchor up to two SST-Drop™ cables which are dielectric cables that offer the ease of installation of standard ALTOS™ cables in an easy-access, single-tube design</p>	10	N721264A	1063279	
	<p>ECAM S18 ROUND Single-Entry Cable Sealing for cables from 5 to 18 mm diameter</p>	10	FQ100079562	980608	BPEO-S1-EOC BPEO-S1-CDP BPEO-S1.5-FDP-BRANCH
	<p>ECAM S18 ROUND CSM designed to seal and anchor round shape cables with outside diameter from 5 to 18 mm with a central strength member.</p>	40	ECAM-S-18-RND-CSM-CL	1091618	BPEO-S2/S3-EDP BPEO-S2/S3-CDP

Type	Description	Delivery Unit	Catalogue Number	SAP Number	For Use with these Fibre Closures
External Cable Assembly Modules (ECAMs) for Double Cable Entries					
	ECAM D18 Main Body from 4.5 to 6 mm diameter	10	FQ100084638	981850	BPEO S0 FDP DROP BPEO S0 FDP BRANCH BPEO S1 FDP DROP BPEO S1 FDP BRANCH BPEO S1.5 FDP DROP BPEO S1.5 FDP BRANCH BPEO S2 BDP
	ECAM D18 Double-Entry Cable Sealing Kit for cable from 4.5 to 6 mm	10	FQ100084646	981894	
	ECAM D18 Main Body from 6 to 18 mm diameter	10	FQ100081857	981449	BPEO S0 FDP DROP BPEO S0 FDP BRANCH BPEO S1 FDP DROP BPEO S1 FDP BRANCH BPEO S1.5 FDP DROP BPEO S1.5 FDP BRANCH BPEO S2 BDP
	ECAM D18 BODY MiniXtend® CSM for all the sealing kits to cover the the range of 6 to 18 mm OD and to anchor the central strength members (CSM) of cables such as "MiniXtend" from Corning	10	ECAM-D-18-BDY-CSM-MX	1092392	
	ECAM D18 BODY ALTOS™ CSM for all the sealing kits to cover the the range of 6 to 18 mm in OD and to anchor the central strength members (CSM) of cables such as "ALTOS" from Corning	10	ECAM-D-18-BDY-CSM-HC	1091619	
	ECAM D18 Double-Entry Cable Sealing Kit for cable from 6 to 9 mm	10	FQ100081931	981454	
	ECAM D18 Double-Entry Cable Sealing Kit for cable from 9 to 12 mm	10	FQ100081949	981455	
	ECAM D18 Double-Entry Cable Sealing Kit for cable from 12 to 15 mm	10	FQ100081956	981456	
	ECAM D18 Double-Entry Cable Sealing Kit for cable from 15 to 18 mm	10	FQ100081964	981457	
External Cable Assembly Modules (ECAMs) Easy Install for Double Cable Entries					
	ECAM D18 Easy Install D4-8 Double-Entry Cable Sealing Kit for cable from 4 to 8 mm	5	N721318A	1294913	BPEO S0 FDP DROP BPEO S0 FDP BRANCH BPEO S1 FDP DROP BPEO S1 FDP BRANCH BPEO S1.5 FDP DROP BPEO S1.5 FDP BRANCH BPEO S2 BDP
	ECAM D18 Easy Install D6-12 Double-Entry Cable Sealing Kit for cable from 6 to 12 mm	5	N721319A	1294914	
	ECAM D18 Easy Install D11-16 Double-Entry Cable Sealing Kit for cable from 11 to 16 mm	5	N721320A	1294915	
External Cable Assembly Modules (ECAMs) for Double Cable Entries					
	ECAM D27 Double-Entry Cable Sealing for cables from 5 to 27 mm diameter	10	FQ100078911	981362	BPEO-S2-EDP BPEO-S3-EDP BPEO-S2/S3-CDP
	ECAM D27 ROUND CSM double cable entry kit for mid span access configuration is designed t cover the range of 5 to 27 mm in OD and to anchor the central strength members (CSM) of cables such as "MiniXtend" and "ALTOS" from Corning	10	ECAM-D-27-RND-CSM-CL	1118897	

Accessories

Type	Description	Delivery Unit	Catalogue Number	SAP Number	
Kabeleinführungen ECAM – Doppel-Kabeleinführung					
	Pole Plastic Bracket for use with Fibre Closures BPEO size 1 and size 1.5	5	UU004018741	982113	Pole
	Wall/Pole Plastic Bracket for use with Fibre Closures BPEO size 1 and size 1.5	5	FQ100075909	981308	Wall/ Manhole
	Wall/Pole Plastic Bracket for use with Fibre Closures BPEO size 2 and size 3	5	FQ100075917	981309	Wall/ Manhole
	Wall/Pole Metal Bracket for use with Fibre Closures BPEO size 1 and size 1.5 (compatible with grounding kit)	5	FQ100068342	981266	Pole/Wall/ Manhole
	Wall/Pole Metal Bracket for use with Fibre Closures BPEO size 2 and size 3 (compatible with grounding kit)	5	FQ100068367	980589	Pole/Wall/ Manhole
	BPEO-Grounding Kit Set, four cables (Applicable only if closure is fixed by wall/pole metal bracket)	40	FQ100051447	981188	Grounding Toneable Cable

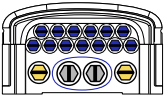




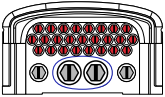




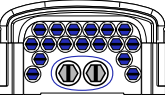



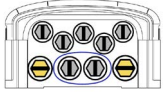




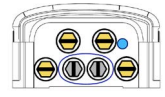



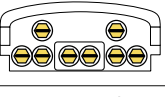



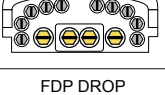








Configuration table for BPEO Fibre Closures

	Double cable assembly modules (ECAMs) for un-cut cable			OR alternative Single ECAMs	Branch- or drop- cable							Fibre Management		
	# Cable Entry	Micromodule	Buffer tube	# Cable Entry for main cable	# Cable Entry	round drop cable 2-4 mm	round drop cable 3-7 mm	round drop cable 3,5-9,5 mm	FRP drop cable	ROC drop cable	SST drop cable	# Trays	Splice capacity G652	Splice capacity G657
BPEO Größe 0														
FDP DROP 	1 × D18 	✓	-	2 × S9.5 	12 × S6/7  2 × S9.5 	✓ -	✓ -	- ✓	✓ ✓	✓ ✓	- ✓	4	48	96
FDP BRANCH 	1 × D18 	✓	-	2 × S9.5 	1 × S6/7  8 × S9.5 	✓ -	✓ -	- ✓	✓ ✓	✓ ✓	- ✓	4	48	96
BPEO Größe 1														
EOC 	-	-	-	2 × S18 	2 × S18 	-	✓	✓	-	-	✓	12	144	168
CDP 	1 × D18 	✓	✓	2 × S12 	2 × S18 	-	✓	✓	-	-	✓	7/12*	84/144*	168/168*
EDP 	1 × D18 	✓	✓	2 × S12 	4 × S12 	-	✓	✓	-	-	✓	7/12*	84/144*	168/168*
FDP BRANCH 	1 × D18 	✓	✓	2 × S12 	10 × S9.5 	-	✓	✓	-	-	✓	7/12*	84/144*	168/168*
FDP DROP 	1 × D18 	✓	✓	2 × S12 	16 × S6/7 	✓	✓	-	✓	✓	-	7/12*	84/144*	168/168*
EDP DROP 	1 × D18 	✓	✓	2 × S12 	8 × S6/7  2 × S9.5 	✓ -	✓ -	- ✓	✓ ✓	✓ ✓	- ✓	7/12*	84/144*	168/168*

* microstructure cables



Configuration table for BPEO Fibre Closures

	Double cable assembly modules (ECAMs) for un-cut cable			OR alternative Single ECAMs	Branch- or drop- cable							Fibre Management		
	# Cable Entry	Micromodule	Buffer tube	# Cable Entry for main cable	# Cable Entry	round drop cable 2-4 mm	round drop cable 3-7 mm	round drop cable 3,5-9,5 mm	FRP drop cable	ROC drop cable	SST drop cable	# Trays	Splice capacity G652	Splice capacity G657
BPEO Größe 1.5														
FDP DROP 	1 × D18 	✓	✓	2 × S12 	13 × S9.5  2 × S18 	- -	✓ -	✓ -	- -	- -	✓ ✓	12	144	288
FDP BRANCH 	1 × D18 	✓	✓	2 × S12 	25 × S6/7  2 × S12 	✓ -	✓ -	- -	✓ -	✓ -	- ✓	12	144	288
FDP BRANCH NG 	1 × D18 	✓	✓	2 × S12 	17 × S9.5 	-	✓	✓	-	-	✓	12	144	288
BPEO S1.5-EDP 	1 × D18 	✓	✓	2 × S12 	2 × S12  2 × S18 	- -	✓ ✓	✓ ✓	- -	- -	✓ ✓	12	144	288
BPEO S1.5-CDP 	1 × D18 	✓	✓	2 × S12 	2 × S18 	-	✓	✓	-	-	✓	12	144	288
BPEO Größe 2 und 3														
EDP 	1 × D27 	✓	✓	2 × S18 	6 × S12 	-	✓	✓	-	-	✓	30/48	360/576	720/1152
FDP BRANCH 	1 × D27 	✓	✓	2 × S18 	10 × S12  2 × S18 	- -	✓ ✓	✓ ✓	- -	- -	✓ ✓	30/48	360/576	720/1152
FDP DROP 	1 × D18 	✓	✓	2 × S12 	16 × S12 	-	✓	✓	-	-	✓	30/48	360/576	720/1152

Legend for the ECAM variants



Single port for ECAM S6/S7
(3–7 mm cable-Ø)



Single port for ECAM S9.5
(3,5–9,5 mm cable-Ø)



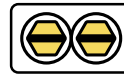
Single port for ECAM S12
(4–12 mm cable-Ø)



Single port for ECAM S18
(5–18 mm cable-Ø)



Dual Port for ECAM D18
(6–18 mm cable-Ø)



Dual Port for ECAM D27
(5–27 mm cable-Ø)

Configuration table for BPEO Fibre Closure

Catalogue Number	Type of Fibre Closure BPEO	ID for Applicable External Cable Assembly Modules (ECAMs)	Number of Cable Entries (Max.)	Compatible Cable Entries	Splice Trays	Number of Splice Trays (Maximum)	ID for Compatible Wall- or Pole-Mount Bracket
UU009372267	BPEO-SO-FDP-BRANCH 4 Slots	FQ100084638 ECAM-D-18-BDZ-CSM-MX FQ100084646 FQ100081857 ECAM-D-18-BDZ-CSM-HC FQ100081931 FQ100081949 FQ100081956 FQ100081964 N721240A or UU003030090 N721295A N721275A FQ100081659 UU003028675 N721262A N721276A N721273A UU008177733	1 1 1 1 1 1 1 1 1 12 12 12 12 8 8 8 8 8 8	Body for Double ECAM D18 (4–6 mm) ECAM D18 BODY MiniXtend® CSM Cable Entry Kit for D18 (4–6 mm) Body for Double ECAM D18 (6–18 mm) ECAM BODY D18 ALTOS™ CSM Cable Entry Kit for D18 (6–9 mm) Cable Entry Kit for D18 (9–12 mm) Cable Entry Kit for D18 (12–15 mm) Cable Entry Kit for D18 (15–18 mm) ECAM S6 (3–7mm) / ECAM S7 (3.8–6.2 mm) ECAM S7 ROUND 2/4 mm ECAM S7 ROC™ ECAM S7 FRP ECAM S9.5 ROUND ECAM S9.5 ROUND + CSM ECAM 9.5 SST ECAM 9.5 ROC ECAM 9.5 FRP	All cassette types	4 × cassettes, 1 Slot: 5 mm 2 × cassettes, 2 Slots: 10 mm	Support integrated in the closure body (Wall/Pole)
FQ100082228	BPEO-SO-FDP-ROP 4 Slots	FQ100084638 ECAM-D-18-BDZ-CSM-MX FQ100084646 FQ100081857 ECAM-D-18-BDZ-CSM-HC FQ100081931 FQ100081949 FQ100081956 FQ100081964 N721240A or UU003030090 N721295A N721275A FQ100081659 UU003028675 N721262A N721276A N721273A UU008177733	1 1 1 1 1 1 1 1 1 1 1 1 1 8 8 8 8 8	Body for Double ECAM D18 (4–6 mm) ECAM D18 BODY MiniXtend CSM Cable Entry Kit for D18 (4–6 mm) Body for Double ECAM D18 (6–18 mm) ECAM BODY D18 ALTOS CSM Cable Entry Kit for D18 (6–9 mm) Cable Entry Kit for D18 (9–12 mm) Cable Entry Kit for D18 (12–15 mm) Cable Entry Kit for D18 (15–18 mm) ECAM S6 (3–7 mm) / ECAM S7 (3.8–6.2 mm) ECAM S7 ROUND 2/4 mm ECAM S7 ROC ECAM S7 FRP ECAM S9.5 ROUND ECAM S9.5 ROUND + CSM ECAM 9.5 SST ECAM 9.5 ROC ECAM 9.5 FRP	All cassette types	4 × cassettes, 1 Slot: 5 mm 2 × cassettes, 2 Slots: 10 mm	Support integrated in the closure body (Wall/Pole)



External Cable Assembly Module Dual/Single Cross Reference


A double entry port can either host 1 dual ECAM or 2 single ECAMs

1 × Double-closure entry port D27	1 × Double-ECAM D27	2 × Single-ECAM S18
1 × Double-closure entry port D18	1 × Double-ECAM D18	2 × Single-ECAM S12

Catalogue Number	Type of Fibre Closure BPEO	ID for Applicable External Cable Assembly Modules (ECAMs)	Number of Cable Entries (Max.)	Compatible Cable Entries	Splice Trays	Number of Splice Trays (Maximum)	ID for Compatible Wall- or Pole-Mount Bracket
FQ100068185	BPEO-S1-EOC 12 Slots	FQ100079562 ECAM-S-18-ROUND+CSM	4 4	ECAM S18 (5–18 mm) ECAM S18 ROUND CSM	All cassette types	12 × cassettes, 1 Slot: 5 mm 6 × cassettes, 2 Slots: 10 mm	FQ100075909 (Wall/Manhole) UU004018741 (Pole)
N502066A N502032A	BPEO-S1-CDP, 12 Slots BPEO-S1-CDP-7PAS (1D18)	FQ100084638 ECAM-D-18-BDZ-CSM-MX FQ100084646 FQ100081857 ECAM-D-18-BDZ-CSM-HC FQ100081931 FQ100081949 FQ100081956 FQ100081964 FQ100079562 ECAM-S-18-ROUND+CSM	1 1 1 1 1 1 1 1 2 2	Body Double ECAM D18 (4–6 mm) ECAM D18 BODY MiniXtend® CSM Cable Entry Kit for D18 (4–6 mm) Body Double ECAM D18 (6–18 mm) ECAM BODY D18 ALTOS® CSM Cable Entry Kit for D18 (6–9 mm) Cable Entry Kit for D18 (9–12 mm) Cable Entry Kit for D18 (12–15 mm) Cable Entry Kit for D18 (15–18 mm) ECAM S18 (5–18 mm) ECAM S18 ROUND CSM	All cassette types	12 × cassettes, 1 Slot: 5 mm 6 × cassettes, 2 Slots: 10 mm	FQ100075909 (Wall/Manhole) UU004018741 (Pole)
N502065A N502031A	BPEO-S1-EDP 12 Slots BPEO-S1-EDP-7PAS (1D18)	FQ100084638 ECAM-D-18-BDZ-CSM-MX FQ100084646 FQ100081857 ECAM-D-18-BDZ-CSM-HC FQ100081931 FQ100081949 FQ100081956 FQ100081964 FQ100083556 ECAM-S-12-RND-CSM-CL N721264A	1 1 1 1 1 1 1 1 1 4 4 4	Body Double ECAM D18 (4–6 mm) ECAM D18 BODY MiniXtend CSM Cable Entry Kit for D18 (4–6 mm) Body Double ECAM D18 (6–18 mm) ECAM BODY D18 ALTOS CSM Cable Entry Kit for D18 (6–9 mm) Cable Entry Kit for D18 (9–12 mm) Cable Entry Kit for D18 (12–15 mm) Cable Entry Kit for D18 (15–18 mm) ECAM S12 (4–12 mm) ECAM S12 ROUND CSM ECAM S12 SST	All cassette types	12 × cassettes, 1 Slot: 5 mm 6 × cassettes, 2 Slots: 10 mm	FQ100075909 (Wall/Manhole) UU004018741 (Pole)
UU001507605 N502030A	BPEO-S1-FDP- BRANCH 12 Slots BPEO-S1-FDP- BRANCH-7PAS	FQ100084638 ECAM-D-18-BDZ-CSM-MX FQ100084646 FQ100081857 ECAM-D-18-BDZ-CSM-HC FQ100081931 FQ100081949 FQ100081956 FQ100081964 UU003028675 N721262A N721276A N721273A UU008177733	1 1 1 1 1 1 1 1 1 10 10 10 10	Body for Double ECAM D18 (4–6 mm) ECAM D18 BODY MiniXtend CSM Cable Entry Kit for D18 (4–6 mm) Body for Double ECAM D18 (6–18 mm) ECAM BODY D18 ALTOS CSM Cable Entry Kit for D18 (6–9 mm) Cable Entry Kit for D18 (9–12 mm) Cable Entry Kit for D18 (12–15 mm) Cable Entry Kit for D18 (15–18 mm) ECAM S9.5 (3.5–9.5 mm) ECAM S9.5 ROUND + CSM ECAM 9.5 SST ECAM 9.5 ROC™ ECAM 9.5 FRP	All cassette types	12 × cassettes, 1 Slot: 5 mm 6 × cassettes, 2 Slots: 10 mm 7 PAS configuration: 7 × cassettes, 1 slot: 5 mm 3 × cassettes, 2 slots: 10 mm	FQ100075909 (Wall/Manhole) UU004018741 (Pole)
FQ100080834 N502029A	BPEO-S1-FDP- DROP 12 Slots BPEO-S1-FDP- DROP-7PAS (1D18)	FQ100084638 ECAM-D-18-BDZ-CSM-MX FQ100084646 FQ100081857 ECAM-D-18-BDZ-CSM-HC FQ100081931 FQ100081949 FQ100081956 FQ100081964 N721240A or UU003030090 N721295A N721275A FQ100081659	1 1 1 1 1 1 1 1 1 16 16 16 16	Body Double ECAM D18 (4–6 mm) ECAM D18 BODY MiniXtend CSM Cable Entry Kit for D18 (4–6 mm) Body for Double ECAM D18 (6–18 mm) ECAM BODY D18 ALTOS CSM Cable Entry Kit for D18 (6–9 mm) Cable Entry Kit for D18 (9–12 mm) Cable Entry Kit for D18 (12–15 mm) Cable Entry Kit for D18 (15–18 mm) ECAM S6 (3–7 mm) / ECAM S6/S7 (3.8–6.2 mm) ECAM simple S7 ROUND 2/4 mm ECAM simple S7 ROC ECAM simple S7 FRP	All cassette types	12 × cassettes, 1 Slot: 5 mm 6 × cassettes, 2 Slots: 10 mm 7 PAS configuration: 7 × cassettes, 1 slot: 5 mm 3 × cassettes, 2 slots: 10 mm	FQ100075909 (Wall/Manhole) UU004018741 (Pole)



Catalogue Number	Type of Fibre Closure BPEO	ID for Applicable External Cable Assembly Modules (ECAMs)	Number of Cable Entries (Max.)	Compatible Cable Entries	Splice Trays	Number of Splice Trays (Maximum)	ID for Compatible Wall- or Pole-Mount Bracket
UU004973481	BPEO-S1.5-FDP-BRANCH 12 Slots	FQ100084638	1	Body for Double ECAM D18 (4–6 mm)	All cassette types	12 × cassettes, 1 Slot: 5 mm 6 × cassettes, 2 Slots: 10 mm	Support integrated in the closure body (Wall) UU004018741 (Pole)
		ECAM-D-18-BDZ-CSM-MX	1	ECAM D18 BODY MiniXtend® CSM			
		FQ100084646	1	Cable Entry Kit for D18 (4–6 mm)			
		FQ100081857	1	Body for Double ECAM D18 (6–18 mm)			
		ECAM-D-18-BDZ-CSM-HC	1	ECAM BODY D18 ALTOS™ CSM			
		FQ100081931	1	Cable Entry Kit for D18 (6–9 mm)			
		FQ100081949	1	Cable Entry Kit for D18 (9–12 mm)			
		FQ100081956	1	Cable Entry Kit for D18 (12–15 mm)			
		FQ100081964	1	Cable Entry Kit for D18 (15–18 mm)			
		UU003028675	13	ECAM S9.5 (3.5–9.5 mm)			
		N721262A	13	ECAM S9.5 ROUND + CSM			
		N721276A	13	ECAM 9.5 SST			
		N721273A	13	ECAM 9.5 ROC™			
		UU008177733	13	ECAM 9.5 FRP			
FQ100079562	2	ECAM S18 ROUND (5–18 mm) or					
ECAM-S-18-ROUND+CSM	2	ECAM S18 ROUND CSM					
UU007740473	BPEO-S1.5-FDP-DROP 12 Slots	FQ100084638	1	Body for Double ECAM D18 (4–6 mm)	All cassette types	12 × cassettes, 1 Slot: 5 mm 6 × cassettes, 2 Slots: 10 mm	Support integrated in the closure body (Wall) UU004018741 (Pole)
		ECAM-D-18-BDZ-CSM-MX	1	ECAM D18 BODY MiniXtend CSM			
		FQ100084646	1	Cable Entry Kit for D18 (4–6 mm)			
		FQ100081857	1	Body for Double ECAM D18 (6–18 mm)			
		ECAM-D-18-BDZ-CSM-HC	1	ECAM BODY D18 ALTOS CSM			
		FQ100081931	1	Cable Entry Kit for D18 (6–9 mm)			
		FQ100081949	1	Cable Entry Kit for D18 (9–12 mm)			
		FQ100081956	1	Cable Entry Kit for D18 (12–15 mm)			
		FQ100081964	1	Cable Entry Kit for D18 (15–18 mm)			
		UU003030090	25	ECAM S6 (3–7mm) / ECAM S6/S7 (3.8–6.2 mm)			
		N721295A	25	ECAM simple S7 ROUND (2–4 mm)			
		N721275A	25	ECAM simple S7 ROC			
		FQ100081659	25	ECAM simple S7 FRP			
		FQ100083556	2	ECAM S12 ROUND			
		ECAM-S-12-RND-CSM-CL	2	ECAM S12 ROUND CSM			
		N721264A	2	ECAM S12 SST			
		B2-CDP-0000-000-000-0000	BPEO-S2-CDP 30 Slots	FQ100078911			
ECAM-D-27-RND-CSM-CL	1			ECAM D27 ROUND CSM			
FQ100079562	6			ECAM S18 (5–18 mm)			
ECAM-S-18-ROUND+CSM	6			ECAM S18 ROUND CSM			
B2-EDP-0000-000-000-0000	BPEO-S2-EDP 30 Slots	FQ100078911	1	ECAM D27 (5–27 mm)	All cassette types	30 × cassettes, 1 Slot: 5 mm 15 × cassettes, 2 Slots: 10 mm	FQ100075917
		ECAM-D-27-RND-CSM-CL	1	ECAM D27 ROUND CSM			
		FQ100083556	10	ECAM S12 (4–12 mm)			
		ECAM-S-12-RND-CSM-CL	10	ECAM S12 ROUND (4–12 mm) or			
		N721264A	10	ECAM S12 ROUND CSM			
		FQ100079562	2	ECAM S12 SST			
		ECAM-S-18-ROUND+CSM	2	ECAM S18 (5–18 mm) ECAM S18 ROUND CSM			
N502350A	BPEO-S2-BDP 30 Slots	FQ100084638	1	Body Double ECAM D18 (4–6 mm)	All cassette types	30 × cassettes, 1 Slot: 5 mm 15 × cassettes, 2 Slots: 10 mm	FQ100075917
		ECAM-D-18-BDZ-CSM-MX	1	ECAM D18 BODY MiniXtend CSM			
		FQ100084646	1	Cable Entry Kit for D18 (4–6 mm)			
		FQ100081857	1	Body Double ECAM D18 (6–18 mm)			
		ECAM-D-18-BDZ-CSM-HC	1	ECAM BODY D18 ALTOS CSM			
		FQ100081931	1	Cable Entry Kit for D18 (6–9 mm)			
		FQ100081949	1	Cable Entry Kit for D18 (9–12 mm)			
		FQ100081956	1	Cable Entry Kit for D18 (12–15 mm)			
		FQ100081964	1	Cable Entry Kit for D18 (15–18 mm)			
		FQ100083556	16	ECAM S12 (4–12 mm)			
ECAM-S-12-RND-CSM-CL	16	ECAM S12 ROUND CSM					
N721264A	16	ECAM S12 SST					
B2-BDP-0000-000-000-0000	BPEO-S2-BDP (D18)	FQ100084638	1	Body for Double ECAM D18 (4–6 mm)	All cassette types	30 × cassettes, 1 Slot (5 mm) 15 × cassettes, 2 Slot (10 mm)	FQ100075917
		ECAM-D-18-BDZ-CSM-MX	1	ECAM D18 BODY MiniXtend CSM			
		FQ100084646	1	Cable Entry Kit for D18 (4–6 mm)			
		FQ100081857	1	Body for Double ECAM D18 (6–18 mm)			
		ECAM-D-18-BDZ-CSM-HC	1	ECAM BODY D18 ALTOS CSM			
		FQ100081931	1	Cable Entry Kit for D18 (6–9 mm)			
		FQ100081949	1	Cable Entry Kit for D18 (9–12 mm)			
		FQ100081956	1	Cable Entry Kit for D18 (12–15 mm)			
		FQ100081964	1	Cable Entry Kit for D18 (15–18 mm)			
		FQ100083556	16	ECAM S12 (4–12 mm)			
		ECAM-S-12-RND-CSM-CL	16	ECAM S12 ROUND CSM			
		N721264A	16	ECAM S12 SST			



Catalogue Number	Type of Fibre Closure BPEO	ID for Applicable External Cable Assembly Modules (ECAMs)	Number of Cable Entries (Max.)	Compatible Cable Entries	Splice Trays	Number of Splice Trays (Maximum)	ID for Compatible Wall- or Pole-Mount Bracket
FQ100068250	BPEO-S3-CDP 48 Slots	FQ100078911 ECAM-D-27-RND-CSM-CL FQ100079562 ECAM-S-18-ROUND+CSM	1 1 6 6	ECAM D27 (5–27 mm) ECAM D27 ROUND CSM ECAM S18 (5–18 mm) ECAM S18 ROUND CSM	All cassette types	48 × cassettes, 1 Slot: 5 mm 24 × cassettes, 2 Slots: 10 mm	FQ100075917
FQ100068268	BPEO-S3-EDP 48 Slots	FQ100078911 ECAM-D-27-RND-CSM-CL FQ100083556 ECAM-S-12-RND-CSM-CL N721264A FQ100079562 ECAM-S-18-ROUND+CSM	1 1 10 10 10 2 2	ECAM D27 (5–27 mm) ECAM D27 ROUND CSM ECAM S12 ROUND (4–12 mm) or ECAM S12 ROUND CSM ECAM S12 SST ECAM S18 (5–18 mm) ECAM S18 ROUND CSM	All cassette types	48 × cassettes, 1 Slot: 5 mm 24 × cassettes, 2 Slots: 10 mm	FQ100075917
N501998A	BPEO-S3-BDP 48 Slots	FQ100084638 ECAM-D-18-BDZ-CSM-MX FQ100084646 FQ100081857 ECAM-D-18-BDZ-CSM-HC FQ100081931 FQ100081949 FQ100081956 FQ100081964 FQ100083556 ECAM-S-12-RND-CSM-CL N721264A	1 1 1 1 1 1 1 1 1 16 16 16	Body Double ECAM D18 (4–6 mm) ECAM D18 BODY MiniXtend® CSM Cable Entry Kit for D18 (4–6 mm) Body Double ECAM D18 (6–18 mm) ECAM BODY D18 ALTOS™ CSM Cable Entry Kit for D18 (6–9 mm) Cable Entry Kit for D18 (9–12 mm) Cable Entry Kit for D18 (12–15 mm) Cable Entry Kit for D18 (15–18 mm) ECAM S12 (4–12 mm) ECAM S12 ROUND CSM ECAM S12 SST	All cassette types	48 × cassettes, 1 Slot: 5 mm 24 × cassettes, 2 Slots: 10 mm	FQ100075917





Web-Links and Resources

Corning YouTube Channel
corning.com/opcomm/youtube

Online Drawings Centre
corning.com/emea/en/product-drawings

Online Certificates Centre
corning.com/emea/en/certificates

See the Light® Trainings and Webinars
corning.com/emea/training

Products Overview
catalog.corning.com/opcomm

Online Library
corning.com/opcomm/resourcelibrary

Order Tracker
ordertracker.corning.com

Customer Care
[00800 2676 4641](tel:0080026764641)

Questions or Comments
cc.emea@corning.com

Local Sales Contacts
corning.com/opcomm/emea/en/sales

Authorised Distributor Network
corning.com/emea/en/distributors

Product Configurators
corning.com/optical-communications/emea/en/home/products/product-configurators.html

Newsletter Archive and Subscription
corning.com/emea/en/newsletter

Follow us on X
x.com/corningopcomm

CORNING

Corning Optical Communications GmbH & Co. KG • Leipziger Strasse 121 • 10117 Berlin, GERMANY • +00 800 2676 4641 • FAX: +49 30 5303 2335
www.corning.com/opcomm/emea

Corning Optical Communications reserves the right to improve, enhance, and modify the features and specifications of Corning Optical Communications products without prior notification. A complete listing of the trademarks of Corning Optical Communications is available at www.corning.com/opcomm/trademarks. All other trademarks are the properties of their respective owners. Corning Optical Communications is ISO 9001 certified. © 2019, 2024 Corning Optical Communications. All rights reserved. CRR-917-A4-BEN / October 2024