




PRODUCT FAMILY	DESCRIPTION
<b>INDOOR RF PASSIVES</b>	<b>3D-LINE SPLITTERS AND TAPS</b>

**FEATURES**



- >> **DOCSIS® 3.1** compliant with frequency range up to **1218 MHz**
- >> Electromagnetic compatibility **EXCEEDING CLASS A** (+10 dB)
- >> Very good **INTERMODULATION** performance
- >> **SUPERIOR** housing design ensures fast and easy installation
- >> Optional **BarrIER®** technology for ingress/egress protection

**SPECIFICATIONS**

	<b>ELECTRICAL SPECIFICATIONS - 3D-LINE SPLITTERS</b>						
	2-way	3-way	3-way	3-way unbalanced	4-way	6-way	8-way
	3DSS2 3DSS2-B 3DSE2 3DSV2	3DSS3 3DSS3-B 3DSE3	3DSV3	3DSS3U 3DSS3U-B 3DSE3U 3DSV3U	3DSS4 3DSS4-B 3DSE4 3DSV4	3DSV6	3DSV8

**PORT LOSS (dB, Max.) - IN TO PORT**

Frequency (MHz)	2-way	3-way	3-way	3-way unbalanced	4-way	6-way	8-way
5 - 10	3.5	6.0	6.0	3.8 7.2	7.3	9.2	10.8
10 - 65	3.7	6.0	6.0	3.8 7.0	7.3	9.0	10.8
65 - 470	3.8	6.1	6.5	3.8 7.0	7.3	9.3	10.8
470 - 862	4.1	6.1	6.5	4.0 7.5	7.5	10.4	11.4
862 - 1006	4.3	6.5	6.8	4.2 8.0	8.0	10.6	12.0
1006 - 1218	4.6	7.0	7.3	4.5 8.5	8.5	11.5	13.0

**RETURN LOSS (dB, Min.) - ALL PORTS**

5 - 1218	22.0 (1)	22.0 (1)	22.0 (1)	22.0 (1)	22.0 (1)	22.0 (1)	22.0 (1)
----------	----------	----------	----------	----------	----------	----------	----------

**ISOLATION (dB, Min.) - OUT TO OUT**

5 - 10	30.0	28.0	28.0	30.0	30.0	28.0	28.0
10 - 65	35.0	32.0	32.0	35.0	35.0	32.0	32.0
65 - 470	26.0	28.0	28.0	30.0	30.0	28.0	28.0
470 - 862	26.0	26.0	26.0	26.0	26.0	25.0	25.0
862 - 1006	25.0	24.0	24.0	25.0	25.0	24.0	24.0
1006 - 1218	21.0	21.0	21.0	21.0	21.0	21.0	21.0



**ELECTRICAL SPECIFICATIONS - 3D-LINE 1-WAY TAPS**

	6 dB	8 dB	10 dB	12 dB	16 dB	20 dB	24 dB
	3DTS106	3DTS108	3DTE110 3DTS110	3DTE112 3DTS112	3DTE116 3DTS116	3DTE120 3DTS120	3DTS124

**INSERTION LOSS (dB, Max.) - IN TO OUT**

Frequency (MHz)	6 dB	8 dB	10 dB	12 dB	16 dB	20 dB	24 dB
5 - 10	2.3	1.6	1.2	0.9	0.8	0.8	0.8
10 - 65	2.3	1.6	1.2	0.9	0.8	0.8	0.8
65 - 470	2.3	1.6	1.2	0.9	0.8	0.8	0.8
470 - 862	2.8	1.8	1.6	1.4	1.0	0.9	0.9
862 - 1006	2.9	2.0	1.8	1.6	1.4	1.2	1.2
1006 - 1218	3.3	2.5	2.3	2.1	1.7	1.5	1.5

**TAP LOSS (dB, Min.) - IN TO TAP**

5 - 65	6.5 ± 1.5	8.5 ± 1.5	10.5 ± 1.5	12.5 ± 1.5	16.0 ± 1.0	20.0 ± 1.0	24.0 ± 1.0
65 - 1006	6.5 ± 1.0	8.5 ± 1.0	10.5 ± 1.0	12.5 ± 1.0	16.0 ± 1.0	20.0 ± 1.0	24.0 ± 1.0
1006 - 1218	6.5 ± 1.5	8.5 ± 1.5	10.5 ± 1.5	12.5 ± 1.5	16.0 ± 2.0	20.0 ± 2.0	24.0 ± 2.0

**RETURN LOSS (dB, Min.) - ALL PORTS**

5 - 1218	22.0 <sup>(1)</sup>	22.0 <sup>(1)</sup>	22.0 <sup>(1)</sup>	22.0 <sup>(1)</sup>	22.0 <sup>(1)</sup>	22.0 <sup>(1)</sup>	22.0 <sup>(1)</sup>
----------	---------------------	---------------------	---------------------	---------------------	---------------------	---------------------	---------------------

**ISOLATION (dB, Min.) - OUT TO TAP**

5 - 10	20.0	22.0	25.0	25.0	32.0	35.0	38.0
10 - 65	25.0	28.0	30.0	30.0	35.0	38.0	42.0
65 - 470	23.0	25.0	27.0	30.0	32.0	35.0	38.0
470 - 862	20.0	20.0	22.0	25.0	30.0	32.0	35.0
862 - 1006	20.0	20.0	21.0	22.0	28.0	30.0	32.0
1006 - 1218	18.0	18.0	20.0	20.0	25.0	26.0	28.0

**,, HIGH TEMPERATURES CAN DAMAGE SOLDERED COMPONENTS...**

We use automated induction soldering meaning shorter exposure for high temperatures. This soldering technology guarantees higher product quality and leads to many benefits such as a better EMC performance.





**ELECTRICAL SPECIFICATIONS - 3D-LINE 2-WAY TAPS**

	8 dB 3DTE208 3DTS208	10 dB 3DTE210 3DTS210	12 dB 3DTE212 3DTS212	16 dB 3DTE2016 3DTS216	20 dB 3DTE220 3DTS220
<b>INSERTION LOSS (dB, Max.) - IN TO OUT</b>					
Frequency (MHz)					
5 - 10	4.4	2.7	1.9	1.7	1.3
10 - 65	4.4	2.7	1.6	1.6	1.3
65 - 470	4.3	3.0	1.7	1.6	1.3
470 - 862	4.3	3.4	1.9	1.8	1.6
862 - 1006	4.6	3.6	2.4	2.2	2.0
1006 - 1218	5.4	4.5	3.5	2.7	2.5
<b>TAP LOSS (dB, Min.) - IN TO TAP</b>					
5 - 65	8.5 ± 1.5	10.0 ± 1.5	12.0 ± 1.5	16.0 ± 1.5	20.0 ± 1.5
65 - 1006	8.5 ± 1.5	10.0 ± 1.5	12.0 ± 1.5	16.0 ± 1.5	20.0 ± 1.5
1006 - 1218	8.5 ± 2.0	10.0 ± 2.0	12.0 ± 2.0	16.0 ± 2.0	20.0 ± 2.0
<b>RETURN LOSS (dB, Min.) - ALL PORTS</b>					
5 - 10	18.0	22.0	22.0	22.0	22.0
10 - 1218	22.0 (1)	22.0 (1)	22.0 (1)	22.0 (1)	22.0 (1)
<b>ISOLATION (dB, Min.) - OUT TO TAP</b>					
5 - 10	25.0	28.0	26.0	32.0	35.0
10 - 65	27.0	29.0	30.0	35.0	39.0
65 - 470	24.0	26.0	28.0	32.0	36.0
470 - 862	22.0	24.0	26.0	30.0	34.0
862 - 1006	20.0	22.0	24.0	28.0	32.0
1006 - 1218	20.0	20.0	22.0	26.0	28.0
<b>ISOLATION (dB, Min.) - TAP TO TAP</b>					
5 - 10	36.0	36.0	36.0	36.0	36.0
10 - 65	40.0	40.0	40.0	40.0	40.0
65 - 470	34.0	36.0	36.0	36.0	36.0
470 - 862	30.0	32.0	32.0	32.0	32.0
862 - 1006	28.0	30.0	30.0	30.0	30.0
1006 - 1218	28.0	30.0	30.0	30.0	30.0

	<b>ELECTRICAL SPECIFICATIONS - 3D-LINE 4/8-WAY TAPS</b>							
	<b>10 dB</b> 3DTV410	<b>12 dB</b> 3DTE412T	<b>12 dB</b> 3DTV412	<b>16 dB</b> 3DTV416	<b>20 dB</b> 3DTV420	<b>14 dB</b> 3DTV814	<b>16 dB</b> 3DTV816	<b>20 dB</b> 3DTV820
<b>INSERTION LOSS (dB, Max.) - IN TO OUT</b>								
Frequency (MHz)								
5 - 10	3.5	12.5 ± 1.5	3.5	1.6	0.9	4.3	3.0	2.0
10 - 65	3.5	12.5 ± 1.0	3.5	1.6	0.9	4.3	3.0	2.0
65 - 470	3.8	12.5 ± 1.0	3.6	1.6	0.9	4.3	3.3	2.6
470 - 862	4.0	12.5 ± 1.0	3.8	1.8	1.4	4.8	3.6	2.8
862 - 1006	4.2	12.5 ± 1.0	4.0	2.0	1.6	4.8	3.6	2.8
1006 - 1218	4.5	12.5 ± 1.5	4.3	2.5	2.1	5.1	3.9	3.1
<b>TAP LOSS (dB, Min.) - IN TO TAP</b>								
5 - 10	10.0 ± 1.5	-	12.5 ± 1.5	16.0 ± 1.5	20.5 ± 1.5	14.0 ± 1.0	16.0 ± 1.5	19.5 ± 1.5
10 - 65	10.0 ± 1.0	-	12.5 ± 1.0	16.0 ± 1.0	20.0 ± 1.0	14.0 ± 1.0	16.0 ± 1.0	19.5 ± 1.5
65 - 470	10.0 ± 1.0	-	12.5 ± 1.0	16.0 ± 1.0	20.0 ± 1.0	14.0 ± 1.0	16.0 ± 1.0	20.0 ± 1.5
470 - 862	11.0 ± 1.0	-	12.5 ± 1.0	16.0 ± 1.0	20.0 ± 1.0	14.0 ± 1.5	16.0 ± 1.0	20.0 ± 1.5
862 - 1006	11.0 ± 1.0	-	12.5 ± 1.0	16.0 ± 1.0	20.0 ± 1.0	14.5 ± 1.5	16.0 ± 1.5	20.0 ± 1.5
1006 - 1218	11.0 ± 1.5	-	12.5 ± 1.5	16.5 ± 1.5	20.5 ± 2.0	15.5 ± 2.0	17.0 ± 1.5	20.0 ± 2.0
<b>RETURN LOSS (dB, Min.) - ALL PORTS</b>								
5 - 1218	22.0 <sup>(1)</sup>	22.0 <sup>(1)</sup>	22.0 <sup>(1)</sup>	22.0 <sup>(1)</sup>	22.0 <sup>(1)</sup>	22.0 <sup>(1)</sup>	22.0 <sup>(1)</sup>	22.0 <sup>(1)</sup>
<b>ISOLATION (dB, Min.) - OUT TO TAP</b>								
5 - 10	30.0	-	32.0	32.0	34.0	27.0	27.0	30.0
10 - 65	30.0	-	32.0	30.0	36.0	30.0	30.0	33.0
65 - 470	28.0	-	32.0	30.0	34.0	28.0	28.0	34.0
470 - 862	24.0	-	27.0	28.0	32.0	23.0	23.0	30.0
862 - 1006	24.0	-	24.0	28.0	30.0	22.0	22.0	28.0
1006 - 1218	22.0	-	22.0	25.0	28.0	21.0	21.0	26.0
<b>ISOLATION (dB, Min.) - TAP TO TAP</b>								
5 - 10	25.0	20.0	25.0	25.0	25.0	24.0	24.0	22.0
10 - 47	25.0	20.0	25.0	25.0	25.0	32.0	32.0	32.0
47 - 65	32.0	28.0	32.0	32.0	32.0	32.0	32.0	32.0
65 - 470	32.0	28.0	32.0	32.0	32.0	28.0	28.0	28.0
470 - 862	32.0	25.0	32.0	32.0	32.0	23.0	23.0	23.0
862 - 950	30.0	22.0	30.0	30.0	30.0	22.0	22.0	22.0
950 - 1006	22.0	22.0	22.0	22.0	22.0	22.0	22.0	22.0
1006 - 1218	20.0	20.0	20.0	20.0	20.0	20.0	20.0	20.0



**ELECTRICAL SPECIFICATIONS - 3D-LINE MULTITAPS**

4-way 3DMV4	5-way 3DMV5T	6-way 3DMV6	8-way 3DMV8
----------------	-----------------	----------------	----------------

**INSERTION LOSS (dB, Max.) - IN TO OUT**

Frequency (MHz)	4-way 3DMV4	5-way 3DMV5T	6-way 3DMV6	8-way 3DMV8
5 - 10	3.8	-	5.8	8.5
10 - 65	3.6	-	5.7	8.2
65 - 470	3.6	-	5.8	8.5
470 - 862	4.3	-	6.0	8.9
862 - 1006	4.7	-	7.5	9.2
1006 - 1218	5.2	-	8.2	10.0

**TAP LOSS (dB) - IN TO TAP**

Frequency (MHz)	Port	4-way 3DMV4	5-way 3DMV5T	6-way 3DMV6	8-way 3DMV8
5 - 65 ± 1.5	Port1	12.5	12.5	12.5	12.5
	Port2	13.5	12.5	13.5	13.5
65 - 862 ± 1.3	Port3	14.5	12.5	14.5	14.5
	Port4	15.5	12.5	15.5	15.5
862 - 1218 ± 1.5	Port5	-	12.5	16.5	16.5
	Port6	-	-	17.5	17.5
	Port7	-	-	-	18.5
	Port8	-	-	-	19.5

**RETURN LOSS (dB, Min.) - ALL PORTS**

Frequency (MHz)	4-way 3DMV4	5-way 3DMV5T	6-way 3DMV6	8-way 3DMV8
5 - 1218	22.0 <sup>(1)</sup>	22.0 <sup>(1)</sup>	22.0 <sup>(1)</sup>	22.0 <sup>(1)</sup>

**ISOLATION (dB, Min.) - OUT TO TAP**

Frequency (MHz)	4-way 3DMV4	5-way 3DMV5T	6-way 3DMV6	8-way 3DMV8
5 - 10	26.0	-	26.0	26.0
10 - 65	26.0	-	26.0	26.0
65 - 470	28.0	-	28.0	28.0
470 - 862	24.0	-	24.0	24.0
862 - 1006	22.0	-	22.0	22.0
1006 - 1218	22.0	-	22.0	22.0

**ISOLATION (dB, Min.) - TAP TO TAP**

Frequency (MHz)	4-way 3DMV4	5-way 3DMV5T	6-way 3DMV6	8-way 3DMV8
5 - 10	36.0	36.0	36.0	36.0
10 - 47	36.0	36.0	36.0	32.0
47 - 470	32.0	32.0	32.0	32.0
470 - 862	32.0	32.0	32.0	32.0
862 - 950	30.0	30.0	30.0	30.0
950 - 1218	22.0	22.0	22.0	22.0

GENERAL SPECIFICATIONS

3D-Line	All Models
Nominal impedance	75 Ohm
Frequency range	5-1218 MHz
Operating temperature range	-25 C° to +70 C°
Electromagnetic comp. ( <sup>2</sup> ) (dB, Min.)	
5-300	95.0
300-470	90.0
470-950	85.0
950-1218	75.0
Surge immunity( <sup>3</sup> ) Each port (Min.)	1 kV
Intermodulation( <sup>4</sup> ) (2f1, f1+f2, 2f2) (dB,Min.)	-122.0 dBc( <sup>a</sup> ) -115.0 dBc( <sup>b</sup> )

” PURE-FERRITE DESIGN...

Our Inter Modulation (IM) performance is reached with the “pure-ferrite” design. In practice it means less components and higher Mean-Time-Between-Failures (MTBF). Benefits are not limited to more robust quality because the pure-ferrite approach offers improved RF performance like better flatness as well.

Notes:


- (1) At F≥40 MHz -1.5 dB per octave
- (2) Exceeding Class A (+10dB), according to IEC 60728-2 2010 (new 2012), EMC
- (3) 1 kV, 1,2/50 μs Surge voltage according to IEC 61000-4-5, EMC (class 2, level 2) applied between the inner and outer conductor of each port
- (4) Two carriers (60 & 65 MHz), applied to each output port, @120dBμV
- (a) No surge
- (b) Measured after 10 pulses 25VDC(1,2/500μS) have been applied to each port

Additional Notes:

- ✓ Between 5MHz and 10MHz the above specifications are typical values and not min or max values
- ✓ The 3D models with “-B” behind the product name features the BarrIER® Lite Technology
- ✓ CableLabs is owner of the trademark DOCSIS®
- ✓ Teleste reserves the rights to alter specifications, features, manufacturing release dates and even the general availability of the products at any time.

” DETAILS MATTER...

Our product dimensions are thought out carefully. For example in some countries like in Germany passives can be installed to an existing backplane. OUR PASSIVES FIT TO THIS GRID SEAMLESSLY.












**MECHANICAL SPECIFICATIONS**

<b>Housing</b>	Material	Zinc die cast, NiSn plating
<b>Back Cover</b>	Construction Material	Machine Soldered Brass, Nickel plating
<b>Connectors</b>	Material Port spacing Protection cap Physical dimensions Rotational Torque	Zinc die cast 22 mm Yes ANSI/SCTE 01 2006 IEC 61169-24 ≥10 Nm
<b>F-Spring</b>	Material Plating Test pin acceptance Insertion & Withdrawal force	Phosphor Bronze Silver 0.51 mm - 1.3 mm Withdrawal ≥0.30N Insertion ≤25N
<b>Grounding Block</b>	Yes	
<b>Salt mist cyclic test</b>	IEC 60068-2-52: 1996	672 hrs Number of cycles: 4 Severity: 5
<b>Vibration</b>	IEC 60068-2-6: 1995	Frequency range: 10-55 Hz Sweep rate: 1 octave /p/m Sweep cycles: 10 Displacement ampl.: 0.75 mm Axis: 3
<b>Protection</b>	IEC 60529: 1989	IP67

**HOUSING STYLE DESCRIPTION**

 <p><b>3DSSx</b></p>	 <p><b>3DSEx</b></p>	 <p><b>3DSVx</b></p>
 <p><b>3DTExxx</b></p>	 <p><b>3DTSxxx</b></p>	 <p><b>3DTVxxx</b></p>
 <p><b>3DMVx</b></p>	<p><b>NOTE:</b> The width of the housing varies depending on the number of ways/connectors</p>	

Teleste reserves the rights to alter specifications, features, manufacturing release dates and even the general availability of the product at any time.